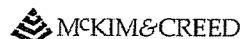
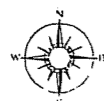


Figure 1

Bingham Facility Wastewater System Improvements

Orange County, NC




05/2011
1 inch = 250 feet

- Existing Monitoring Wells
- New Monitoring Wells
- Potable Wells
- Sanitary Sewer
- Potable Water Piping
- 2-ft Contour
- 10-ft Contour
- Effluent Forcemain
- Fenceline
- Stream (survey)
- Streets
- Irrigation Layout
- Compliance Boundary
- Review Boundary
- Wetlands (survey)
- Existing Building Footprints
- Existing Paved Area
- Bingham Property Boundary
- Orange County Parcels
- Well Setback
- 50' Setback
- 100' Setback
- 150' Setback
- 200' Setback
- 400' Setback
- 500' Area of Interest
- CN-WWTP; CX-WWTP
- Effluent Storage Basin
- Irrigation Pump Station
- Wet Weather Storage Basin
- Habitable Residences Not Within 500 feet
- Habitable Residences Within 500 feet
- Georgeville Soils
- Herndon Soils

Revision 1 10/2011

SETBACKS (Per 15A NCAC 02T.00.506 (a) and (b) - Rev September 1, 2008)				
Description	Treatment Units/Storage	Irrigation System	Minimum Distance From Treatment Units/Storage**	Minimum Distance From Irrigation System**
Any habitable residence or place of public assembly under separate ownership or not to be maintained as part of the project site	100 feet	400 feet	320 feet	406 feet
Any habitable residence or place of public assembly under separate ownership to be maintained as part of the project site	-	200 feet	-	201 feet
Any private or public water supply source	100 feet	100 feet	325 feet	250 feet
Surface Waters (streams- intermittent and perennial, perennial water bodies, and wetlands)	50 feet	100 feet	50 feet	100+ feet
Groundwater lowering ditches (where the bottom of the ditch intersects the SHWT)	-	100 feet	-	N/A
Subsurface groundwater lowering drainage systems	-	100 feet	-	N/A
Surface water diversions (ephemeral streams, waterways, ditches)	-	25 feet	-	100+ feet
Any well with the exception of monitoring wells	100 feet	100 feet	325 feet	250 feet
Any property line	50 feet	150 feet	50+ feet	150+ feet
Top of slope of embankments or cuts of 2-ft or more in vertical height	-	15 feet	-	N/A
Any water line from a disposal system	-	10 feet	-	160 feet
Any swimming pool	-	100 feet	-	N/A
Public right of way	-	50 feet	-	150+ feet
Nitrification field	-	20 feet	-	N/A
Any building foundation on basement	-	15 feet	-	120 feet



Imported Public Wells Supply to the Sewer System